



# GSE IN-ROOF SYSTEM™

BIPV SYSTEM FOR ALL PHOTOVOLTAIC MODULES

RANGE  
2023

QUICK, AESTHETIC, LIGHTWEIGHT,  
WATERPROOF AND COST-COMPETITIVE



MADE IN FRANCE

[www.gseintegration.com](http://www.gseintegration.com)

# The GSE **IN-ROOF SYSTEM** range is expanding

**MODULES UP TO 400 Wp** **2012 AND 2020 RANGE**

**MODULES UP TO 600 Wp** **2022 RANGE**


## PORTRAIT:



**19 available references\***

**Module length:** 1535 to 1780 mm  
**Module width:** 803 to 1055 mm

## LANDSCAPE:



**21 available references\***

**Module length:** 1554 to 1740 mm  
**Module width:** 768 to 1120 mm

## UP TO 450 Wp:



**21 available references\***

**Module length:** 1610 to 1990 mm  
**Module width:** 990 to 1160 mm

## UP TO 600 Wp:

Coming early 2023,  
new portrait frames for XXL PV modules!

\* Detailed list available on our website: [www.gseintegration.com](http://www.gseintegration.com)

## BENEFITS

- Economic: the most competitive system for roof renovations and new constructions
- Easy to install: 10 to 16 panels installed in 6 hours
- Flexible: achieve any desired configuration type (U-Shape, pyramid, etc...)
- Lightweight and space-saving: 58 frames per pallet

## PRODUCT CERTIFIED IN MANY COUNTRIES

- Resistance to fire
- Completely waterproof: ensures complete watertightness of the PV system and the roof
- Optimal ventilation
- Impact resistance
- Very important mechanical resistance:  
Downward pressure: 5400 Pa (IEC 61215)  
Upward pressure: up to 5500 Pa (NF EN 12179)  
Eurocode design values: Snow: 1800 Pa, Wind: 1700 Pa

## TECHNICAL SPECIFICATIONS



**NEW:** EVEN EASIER TO INSTALL

Integration of all new PV modules generations. Until 150 mm of height adjustment possible

Pre-drilled fixing points

Simplified clamps installation: position indication

Optimized cable passaged for all junction boxes



**All types**  
Roof covering



**Slope**  
12° to 50°



**Weight**  
2.8 to 3.7 kg/m<sup>2</sup>












**Temperature range**  
-30°C to 100°C



**Material**  
PP - Aluminium - Stainless steel  
(100% Recyclable)

## CERTIFICATIONS

-   ■ Universel kit: ALPES CONTROLE: ETN A27T2109 Many modules approved (list available on our website)
-   ■ Avis Technique n°21/16-57\_V5 7  
GSE Intégration "Toit Solaire" V. TS-2, A-2 et TN-1
-   ■ BBA: MCS 012 certifiée no. "MCS BBA 0156" -  
compatible with more than 30 PV panels - maximum wind load: 2.71 kN/m<sup>2</sup>
-   ■ System Performance Assessment (certification in progress)
-  ■ DIBt: Allgemeine bauaufsichtlichen Zulassung no. Z-14.4-817 (certification in progress)

## FIRE TESTS EXPOSURE

- BRoof T1   
- BRoof T2    
- BRoof T3 
- BRoof T4 

# GSE

Intégration

OUR TIME-SAVING TOOLS

### CALCULATOR

Allows you to find out which GSE IN-ROOF SYSTEM plate is compatible with your panel and to determine the overall size of the final PV field in just a few clicks.

### CONFIGURATOR

Allows you to establish a list of materials needed for your GSE IN-ROOF SYSTEM installation.

### INSTALLATION MANUALS AND GUIDES

Find these tools here:



A DEDICATED CONTACT PERSON FOR EACH REQUEST

A battening plan or a technical question? [technical.support@gseintegration.fr](mailto:technical.support@gseintegration.fr)

Any other request? [contact@gseintegration.fr](mailto:contact@gseintegration.fr)