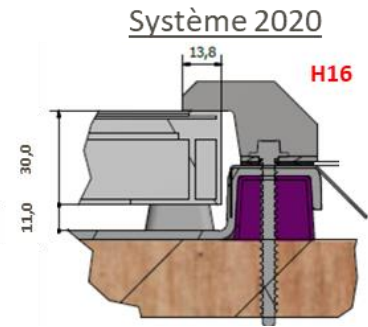
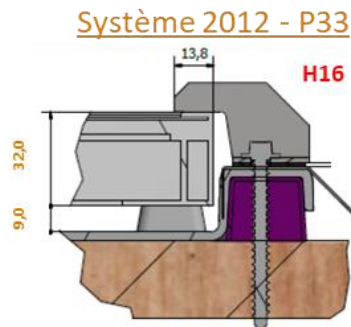
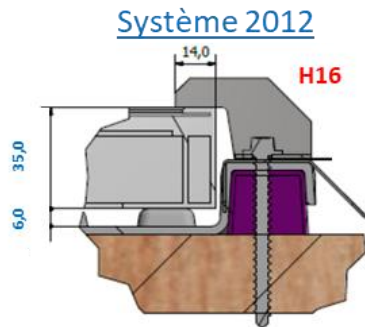


GSE In-Roof – Evolution du système



	Réf.	Dimensions module PV						Etriers																																
		Hauteur			Largeur			Epaisseur module (mm)																																
		Min. toléré	Min. conseillé	Max.	Min. toléré	Min. conseillé	Max.	30	31	32	33	34	35	36	37	38	39	40	41	42	43	44	45	46	47	48	49	50												
PORTRAIT Version 2012	1580_808	1500	1540	1620	801	803	808										H16			H19			H21			H23			H26			H27			H31					
	1575_1046	1495	1535	1615	1039	1041	1046										H16			H19			H21			H23			H26			H27			H31					
	1575_1053	1495	1535	1615	1046	1048	1053										H16			H19			H21			H23			H26			H27			H31					
	1575_1082	1495	1535	1615	1075	1077	1082										H16			H19			H21			H23			H26			H27			H31					
	1640_992	1560	1600	1680	985	987	992										H16			H19			H21			H23			H26			H27			H31					
	1640_1001	1560	1600	1680	994	996	1001										H16			H19			H21			H23			H26			H27			H31					
	1640_1001_33	1560	1600	1680	994	996	1001													H16			H19			H21			H23			H26			H27			H31		
	1686-1700_1016	1605	1645	1725	1009	1011	1016													H16			H19			H21			H23			H26			H27			H31		
PORTRAIT Version 2020	1710_1000	1630	1670	1750	993	995	1000												H16			H19			H21			H23			H26			H27			H31			
	1710_1005	1630	1670	1750	998	1000	1005												H16			H19			H21			H23			H26			H27			H31			
	1710_1020	1630	1670	1750	1013	1015	1020												H16			H19			H21			H23			H26			H27			H31			
	1710_1025	1630	1670	1750	1018	1020	1025												H16			H19			H21			H23			H26			H27			H31			
	1710_1030	1630	1670	1750	1023	1025	1030												H16			H19			H21			H23			H26			H27			H31			
	1710_1040	1630	1670	1750	1033	1035	1040												H16			H19			H21			H23			H26			H27			H31			
	1710_1050	1630	1670	1750	1043	1045	1050												H16			H19			H21			H23			H26			H27			H31			
	1710_1060	1630	1670	1750	1053	1055	1060												H16			H19			H21			H23			H26			H27			H31			
PAYSAGE Version 2012	1559_1082	1002	1042	1122	1552	1554	1559												H16			H19			H21			H23			H26			H27			H31			
	1575_1082	1002	1042	1122	1568	1570	1575												H16			H19			H21			H23			H26			H27			H31			
	1580_808	728	768	848	1573	1575	1580												H16			H19			H21			H23			H26			H27			H31			
	1640_992	912	952	1032	1633	1635	1640												H16			H19			H21			H23			H26			H27			H31			
	1650_992	912	952	1032	1643	1645	1650												H16			H19			H21			H23			H26			H27			H31			
	1660_992	912	952	1032	1653	1655	1660												H16			H19			H21			H23			H26			H27			H31			
	1670_992	912	952	1032	1663	1665	1670												H16			H19			H21			H23			H26			H27			H31			
	1675_992_33	912	952	1032	1668	1670	1675															H16			H19			H21			H23			H26			H27			H31
	1680_992	912	952	1032	1673	1675	1680															H16			H19			H21			H23			H26			H27			H31
	1686_1016	912	952	1032	1679	1681	1686															H16			H19			H21			H23			H26			H27			H31
	1700_1016	912	952	1032	1693	1695	1700															H16			H19			H21			H23			H26			H27			H31
	PAYSAGE Version 2020	1665_1020	940	980	1060	1658	1660	1665															H16			H19			H21			H23			H26			H27		
1675_1020		940	980	1060	1668	1670	1675															H16			H19			H21			H23			H26			H27			H31
1680_1020		940	980	1060	1673	1675	1680															H16			H19			H21			H23			H26			H27			H31
1685_1020		940	980	1060	1678	1680	1685															H16			H19			H21			H23			H26			H27			H31
1690_1020		940	980	1060	1683	1685	1690															H16			H19			H21			H23			H26			H27			H31
1700_1020		940	980	1060	1693	1695	1700															H16			H19			H21			H23			H26			H27			H31
1740_1020		940	980	1060	1733	1735	1740															H16			H19			H21			H23			H26			H27			H31